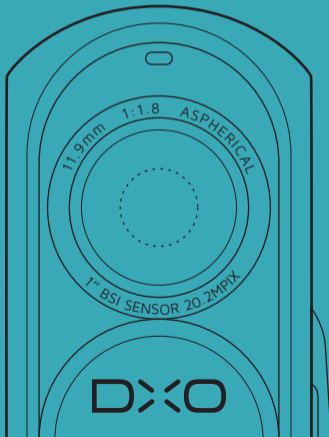


Some important things you should know about your DxO ONE



FIRST THING:

**Your DxO ONE comes
with enough features
to warrant a diagram.**

Please quickly review the few, but important parts of your DxO ONE; it's really easy to use and we want to make sure it stays that way. And if you ever need any more information, please visit support.dxo.com.

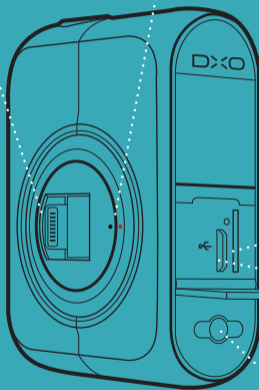
Shutter Button / Start Video Button



Lens Cover

Connector

Two Dots Alignment



microSD Card Slot

USB Cable
Connector

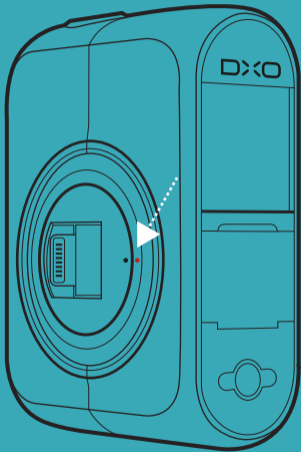
Lanyard Attachment

SECOND THING:


Your DxO ONE can be tricky to close the first time.

Never force the connector down. Just remember to (1) line up the black and red dots on the circular hub before disconnecting your iPhone. Then (2) push the lens cover all the way down while folding the connector back inside. If it doesn't retract, simply reconnect the DxO ONE to your iPhone, line up the dots, remove the phone, and try again.

1




2



THIRD THING:

You control your DxO ONE using a free app.

Download it from the App Store and your iPhone screen becomes a big viewfinder, as well as the control panel for all the DxO ONE functions and settings. Just unlock your iPhone, plug in your DxO ONE, and follow the instructions. It's as simple as that!



FOURTH THING:

Your DxO ONE has a very special Selfie mode.

Plug in the camera with the iPhone facing you, and the DxO ONE automatically goes into Selfie mode. It uses a soft box feature that lights up your iPhone screen to give more natural lighting for your face. Then it counts down 3, 2, 1 and shoots, so no one blinks or gets caught unaware.




SMILE!

FIFTH THING:

Your DxO ONE works without your iPhone too.

Even when not connected to your iPhone, the DxO ONE is a fully-functioning miniature camera. If you want to take discreet candid shots, just open the lens cover and shoot away in the right general direction.



SIXTH THING:

Your DxO ONE comes with the best editing software in the business.

Download DxO Connect from our website and plug the DxO ONE into your Mac or PC. DxO Connect will launch automatically and let you import and optimize your photos with a click. What's more, you can access some of the most powerful image processing software on the planet. Just go to Settings in the DxO ONE iOS app to redeem your free licences for DxO OpticsPro and DxO FilmPack. Using these applications, you'll be able to have complete control over your RAW images captured on the DxO ONE and recreate the look of over 80 legendary films.




+



SEVENTH THING:

Your DxO ONE comes with support from our terrific team of specialists.

Your total satisfaction is our absolute priority. So if you ever have any problems using your DxO ONE, just contact us at support.dxo.com. We are wholeheartedly committed to help you get the most out of the DxO ONE.





www.dxo.com