

Some important things you should know about your DxO ONE.



FIRST THING:

**Your DxO ONE comes
with enough features
to warrant a diagram.**

.....
Please quickly review the few, but important parts of your DxO ONE.
It's super simple to use and we want to keep it that way. And if you
ever need more information, please visit *support.dxo.com*.

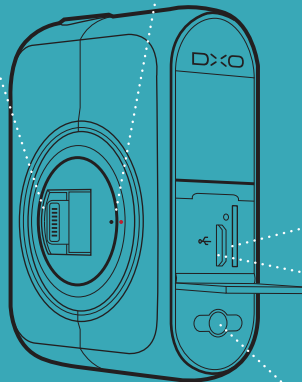
Shutter Button / Start Video Button

Connector

Two Dots Alignment



Lens Cover



microSD Card Slot

USB Cable Attach

Lanyard Attachment

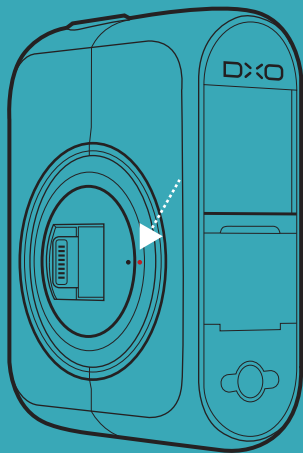
SECOND THING:

Your DxO ONE can be tricky to close the first time.


.....

Never force the connector down. Just remember to (1) line up the black and red dots on the circular hub before disconnecting your iPhone®. Then (2) push the lens cover all the way down while folding the connector back inside. If it doesn't retract, simply reconnect the DxO ONE to your iPhone, line up the dots, remove the phone, and try again.

1



2




THIRD THING:

Your DxO ONE is controlled by a free app.

.....

Download it in the App StoreSM and your big, beautiful iPhone[®] screen becomes your big, beautiful viewfinder and control panel for every setting and function on the DxO ONE. Just unlock your iPhone, plug in your DxO ONE, and follow the instructions. We'll wait...go ahead...



FOURTH THING:

Your DxO ONE has an exceptional Selfie mode.

.....

Plug in the camera with the iPhone® facing you and the DxO ONE automatically goes into Selfie mode. It uses a soft box feature that brightens your iPhone screen so your face is more naturally lit. And then it counts down 3, 2, 1, and shoots so no one blinks or gets caught making the “I thought you already took the picture” face.

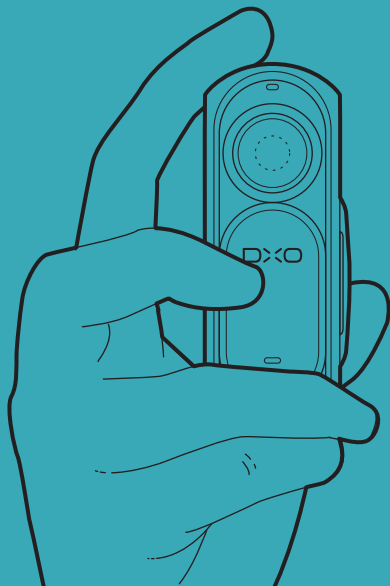


SMILE!

FIFTH THING:

**Your DxO ONE
works without
your iPhone® too.**

Even when not connected to your iPhone, the DxO ONE is a fully functioning miniature camera. Want to take photos of your kids without their tongues sticking out at you? Just open the lens cover and snap away in their general direction.



SIXTH THING:

Your DxO ONE comes with the best editing software in the business.

Download DxO Connect from our website and plug the DxO ONE into your Mac or PC. DxO Connect will automatically launch and allow you to import and optimize your photos with a click. Additionally, you can access some of the most powerful image processing software on the planet. Just go to Settings in the DxO ONE iOS app to redeem your free licenses of DxO FilmPack and DxO OpticsPro. With them, you can recreate the look of over 80 legendary films, and access complete control over your RAW images captured on the DxO ONE.




+



SEVENTH THING:

**Your DxO ONE
comes with a
stellar support team.**

Your total satisfaction is our absolute priority. So if you ever have any problems with your DxO ONE, just contact us at *support.dxo.com*. We are absolutely committed to help you make the most of the DxO ONE.





www.dxo.com